

## Bentonia Gibbs School

Yazoo County School District

10340 HWY 433 WEST  
Bentonia, MS 39040

Andrea Edgecombe  
andrea.edgecombe@yazoo.k12.ms.us

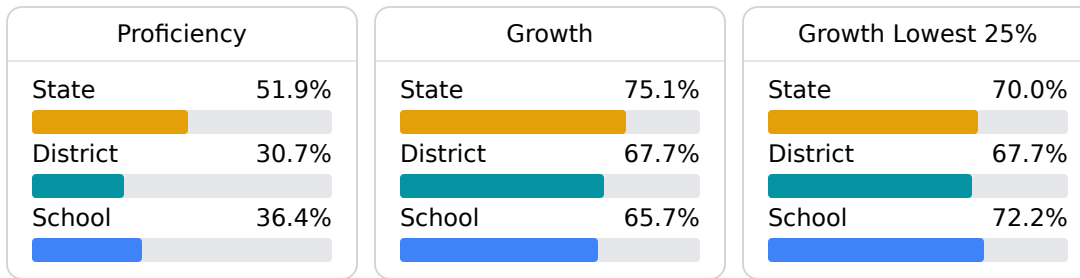
Identified for **Targeted Support and Improvement**

### School Accountability Grade Components

Mississippi's accountability system assigns "A" through "F" letter grades for schools and districts. Grades are based on student achievement, student growth, student participation in testing, and other academic measures.

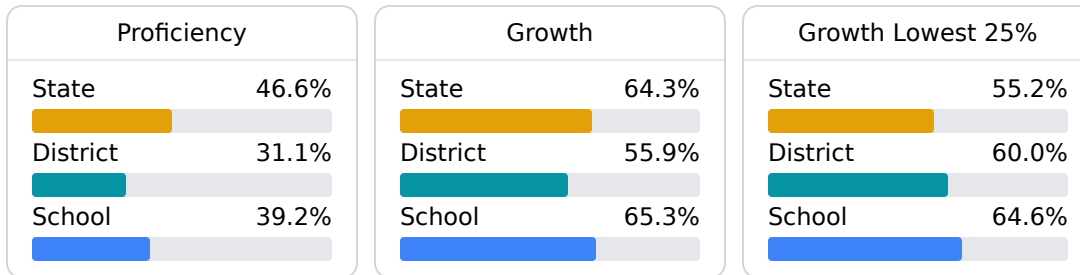
#### Math

Measurements of student performance on the statewide math assessment.



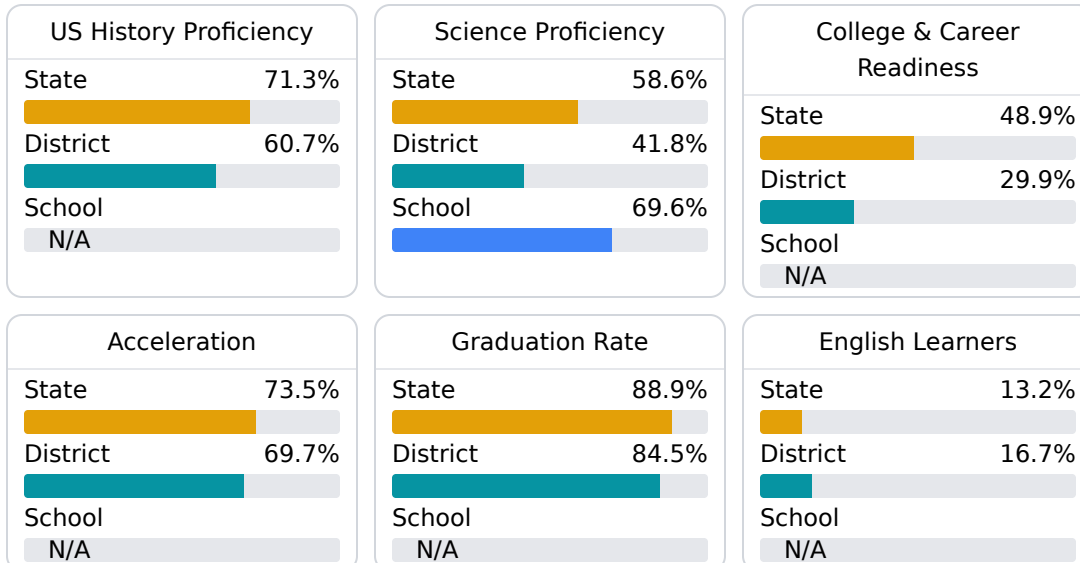
#### English

Measurements of student performance on the statewide English language arts (ELA) assessment.



#### Other Measures

Other measurements of student performance that factor into the accountability grade.



### Teacher Data

31.2

Teachers



67.9%

Experienced Teachers

6.4%

Provisional Teachers

92.0%

In-Field Teachers

## Detailed Assessment and Other Data

### Student Performance

The following information shows each level of student performance on statewide assessments.

#### Math

Level 1	Level 2	Level 3	Level 4	Level 5
State 0-10%	State 11-20%	State 21-30%	State 31-40%	State 11-20%
District 7.6%	District 25.2%	District 39.8%	District 20.8%	District 6.7%
School 6.7%	School 21.2%	School 36.8%	School 21.8%	School 13.5%
Minimal	Basic	Passing	Proficient	Advanced

#### English

Level 1	Level 2	Level 3	Level 4	Level 5
State 8.3%	State 17.0%	State 29.7%	State 29.3%	State 15.7%
District 12.6%	District 25.9%	District 32.4%	District 22.6%	District 6.5%
School 9.7%	School 19.5%	School 31.3%	School 34.4%	School 5.1%
Minimal	Basic	Passing	Proficient	Advanced

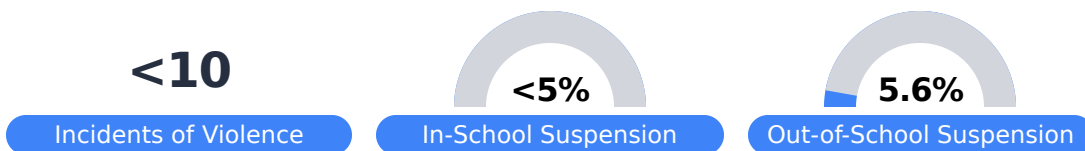
#### Science

Level 1	Level 2	Level 3	Level 4	Level 5
State 11.4%	State 11.9%	State 20.8%	State 33.6%	State 22.3%
District 22.3%	District 13.6%	District 25.2%	District 29.3%	District 9.6%
School 8.5%	School 11.3%	School 12.7%	School 42.3%	School 25.4%
Minimal	Basic	Passing	Proficient	Advanced

## Student Assessment Participation



## Discipline



## Other Data



**24.8%**

Chronic Absenteeism